

DRAWING TERMS


Drawing Terms

- **Drawing** is defined in Wikipedia as a means of making an image using any of a wide variety of tools and techniques. It generally involves making marks on a surface by applying pressure from a tool, or moving a tool across a surface.


Contour Drawing

- Contour drawing refers to a type of drawing in which a subject is reproduced using only line – no shading, no tone is presented.





Contour drawing presents the edges of the subject – both on the outside and within the subject.



Egon Schiele Austria



Gesture Drawing

- While contour drawing is centered upon attempting to present things the way that they appear - gesture, or gestural drawing is more concerned with trying to represent what something is doing – it's action.




Gesture drawing is often done as a kind of warm up for a session of drawing – they are done very quickly, sometimes in a matter of seconds. They are not done in an attempt to present an accurate representation – rather they are done to quickly put down what the subject is *doing* – it's *gesture*.

This gesture drawing was done in a matter of a few seconds.

Gesture drawings are done by spending a moment of time concentrating at the subject, then quickly moving the *media* so as to get down the general movement of the *figure*.

True gesture drawings have very little detail.





Step 1.

Draw a few lines that account for the entire pose right away. You should know after five seconds of drawing if it will fit the paper. In the first seconds of the drawing you can expand or contract your scribble in order to accommodate the paper.

Step 2.

Keep the graphite stick moving, recording the action. You are picturing what the model is doing. Gesture is an image of action or implied action.

Value

- Value is the range of lights and darks in an artwork.
- Artwork represented in a light manner, with few areas of dark are called 'high key' and those in a very dark, contrasting manner are called 'low key'

High Key

- High key drawings are those that are done in a very light manner



Hans Holbein

England

Low Key

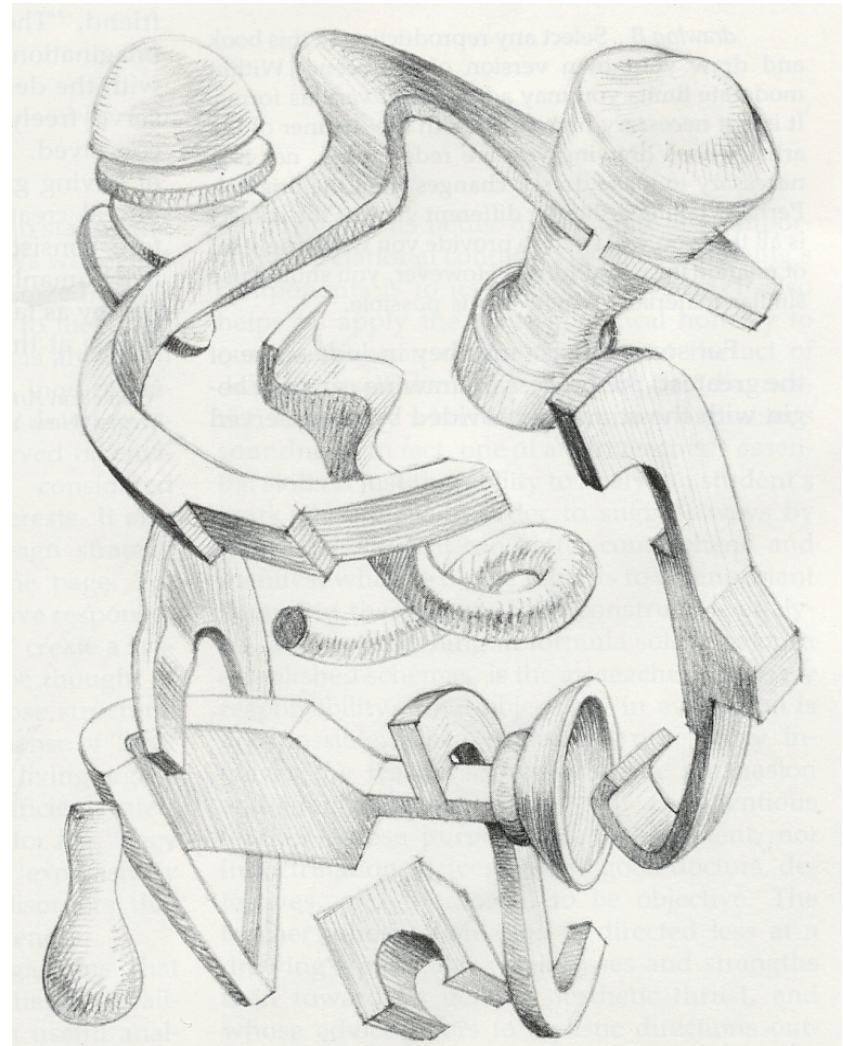
Low key refers to drawings that use a dark range of tones, and are often have a good deal of contrast.



Katie
Kolwitz
Germany

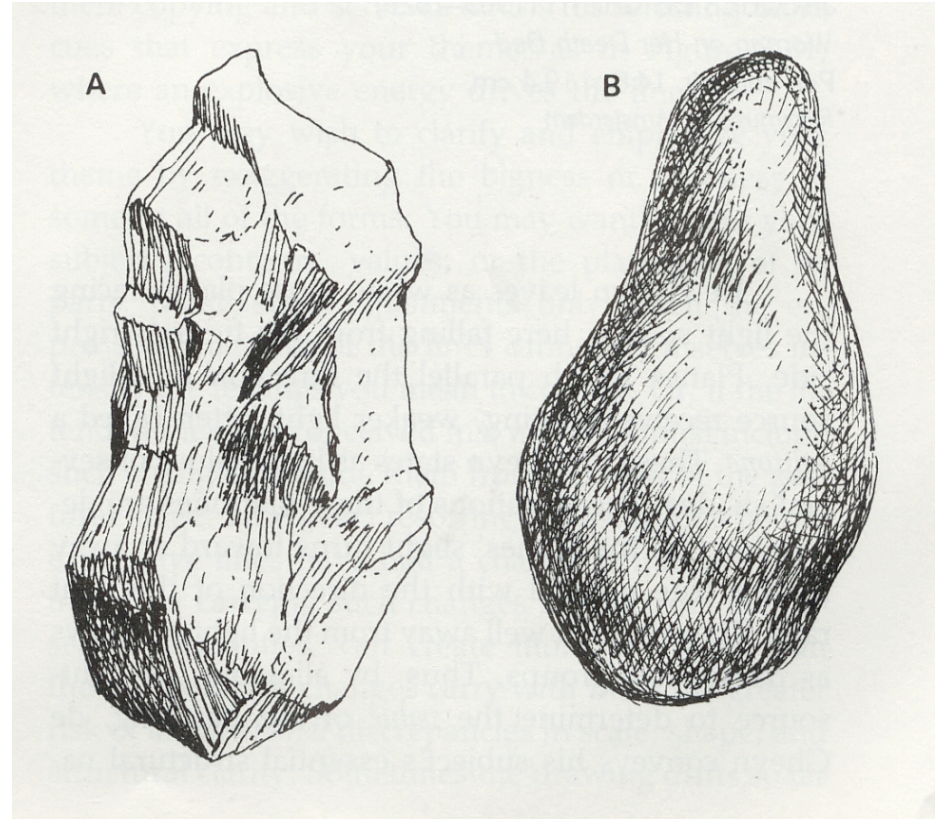
Hatching

Hatching is a technique of creating areas of tone in a drawing with fine parallel strokes following in one direction




Cross Hatching

Cross hatching differs from hatching in that areas of tone are built up by building up a mass of *criss-cross* strokes rather than merely parallel lines in one direction.



Chariaroscuro

Charosiascuro literally means 'light-dark' and is usually applied to artwork in which skilfully managed light and dark areas are used to give the sense of three dimensionality



Calligraphic

- The term applies to a linear type of drawing characterized by flowing rhythmic marks.



Caricature

Caricature is a representation of a person showing the characteristic features exaggerated, often intended as a humorous or satirical comment.



Medium

- In art, medium (or media) refers to the actual material with which a drawing or painting is done.
- Examples are; Charcoal Pastel, Pencil or Watercolour.



Tooth

Tooth in drawing is a term used to describe the degree of texture or coarseness of a drawing paper.

If a paper is said to have a 'lot of tooth' it means that the paper is coarse and will leave a rough textures image.

Support

- The term used to describe the material which provides the surface on which a drawing or painting is executed, for example paper, board or canvas.

Master Drawings

Edgar Degas
France





Pablo Picasso Spain





Rembrandt Van Rijn Holland





Leonardo Da Vinci Italy





The End

