

BRACE YOURSELVES

**FOR THE CHEESY CLIP ART
AHEAD**





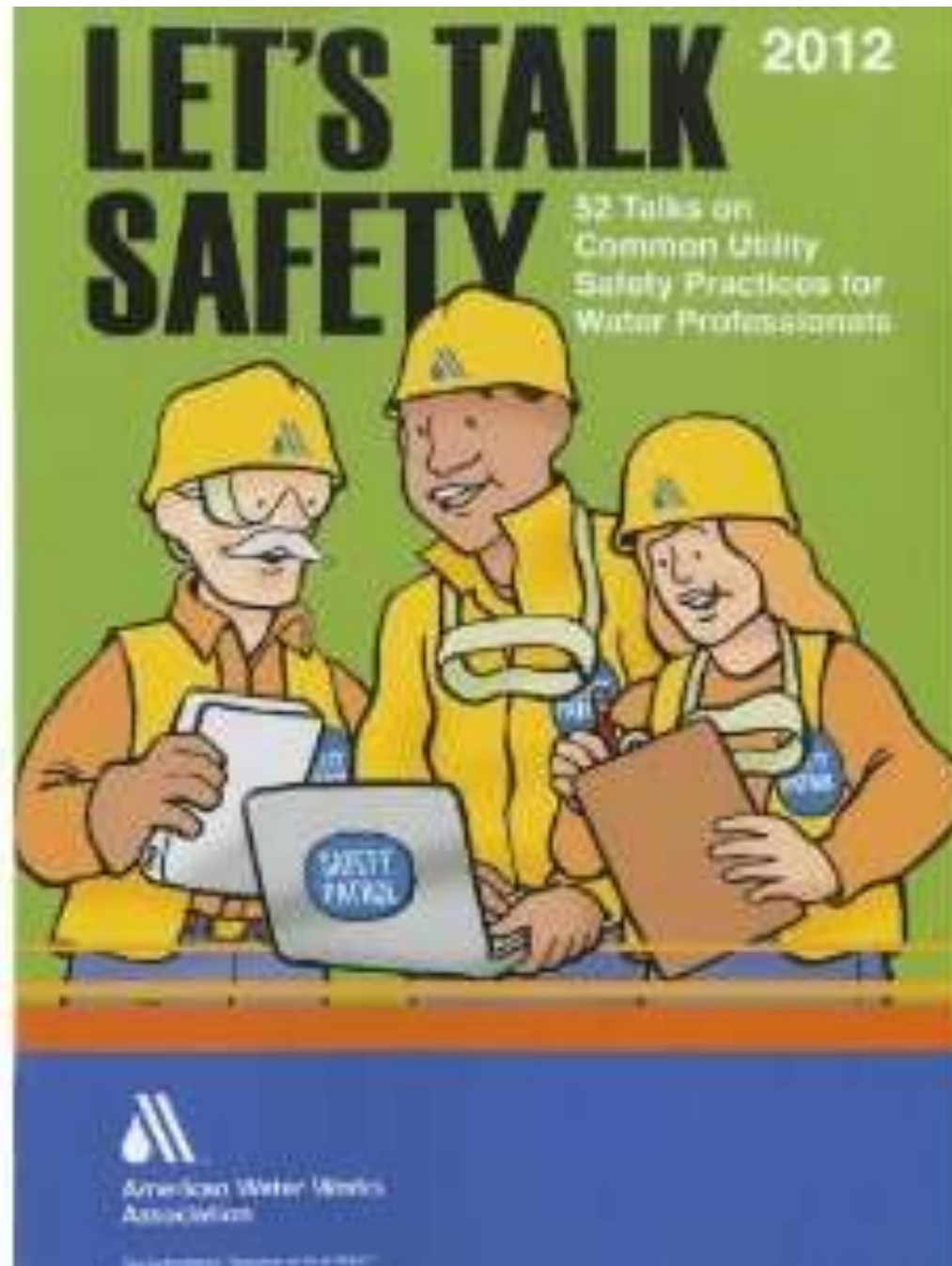


Following a few simple rules we can, by working together, make the artroom the productive, creative and safe place that it can be. So.....

The artroom should be a place you want to be. It should also be a place where you wont get hurt.



SO...



No running
around or
horseplay in
the artroom!
Respect others
and their
space and they
will respect
you!








Don't touch
anyone
else's work
unless you
have their
permission!

SAFETY FIRST!



**THE ART ROOM CAN
BE DANGEROUS!**

**BE RESPONSIBLE!
USE ALL ART SUPPLIES
SAFELY AND SMARTLY.**



Cuts and
wounds
should be
protected
from foreign
materials.

Don't touch any
equipment not
being used for your
project without
permission.

Don't throw
anything, squirt
anything, paint
anything or cut
anything that is not
supposed to be.

Any confusion, ask
the teacher.



Clean up
any spills
as soon as
they
occur.

Slips, Trips & Falls




**Don't Let Them
Get You Down**

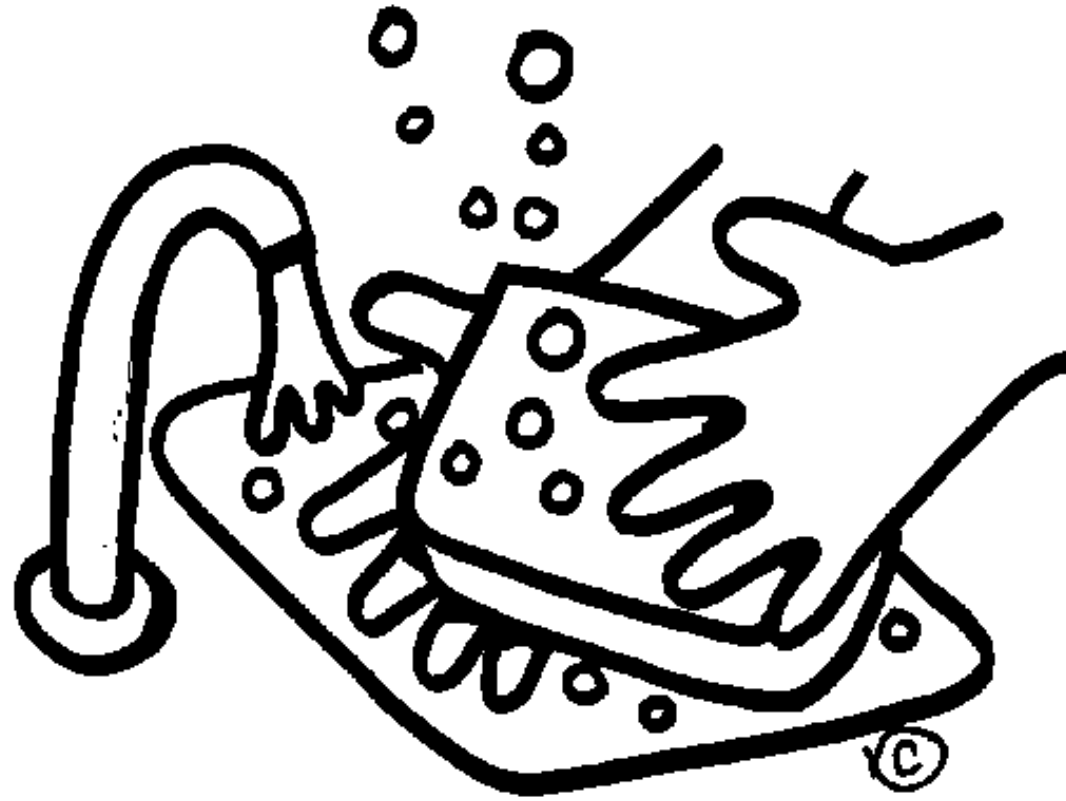


PUT GARBAGE IN THE
CORRECT PAILS AND....

RECYCLING PAYS IN MANY WAYS



THE PAPER AND BOTTLE
AND CAN RECYCLING IN
THE APPROPRIATE BINS



Always wash hands when finished working with ceramic glaze or any other chemical.

Avoid breathing
dust from clay.
Long term
exposure is
very unhealthy.





Never touch
the kiln. It
may be
extremely
hot.



Avoid boobooos.

WHEN USING KNIVES OR
BLADES ANYWAYS CUT WITH
A CUTTING BOARD
OR IF YOUR USING A
“GOUGE” ALWAYS USE A
“BENCH HOOK”



AND KEEP YOUR HANDS
BEHIND THE GOUGE



HAZARDS CAN OCCUR IN OFFICE ENVIRONMENTS TOO

AVOID THIS . . . BY AVOIDING THESE!



TRIPPING ON
POWER CORDS



BAD
ERGONOMICS



OPEN CABINETS

ALWAYS USE GOOD SAFETY PRACTICES







**DON'T BE A BIRDBRAIN
WORK SAFE, BE SAFE**

AND...



**NOBODY
GETS HURT
TODAY !**



REMEMBER!





